



SEAL KIT INSTRUCTION SHEET

SUBJECT:

SEAL REPLACEMENT FOR PILOT VALVES AND DRIVE BARREL(S), 5-3/4", 6", 8", AND 14" AIR DRIVES.

INSTRUCTIONS:

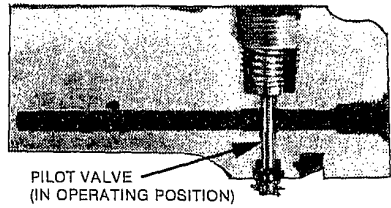
For access to these seals, the four main air drive tie-rods are removed allowing the drive barrel(s) and end caps to be pulled apart.

PILOT CONTROL VALVES, (ONE LOCATED IN BOTH UPPER AND LOWER AIR CAPS)

1. Inspect pilot valve stem and rubber seat. Replace if bent or scratched or if seat is damaged.

CAUTION: Pilot Valve in upper and lower cap may not be interchangeable - check parts list drawing.

2. Pry old retainer out with small screw driver. Discard all three parts.
3. Install three new parts in the order shown after lightly coating with p/n 28442 Haskel lubricant.

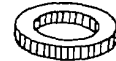


PILOT VALVE (IN OPERATING POSITION)

568006-2 O-RING



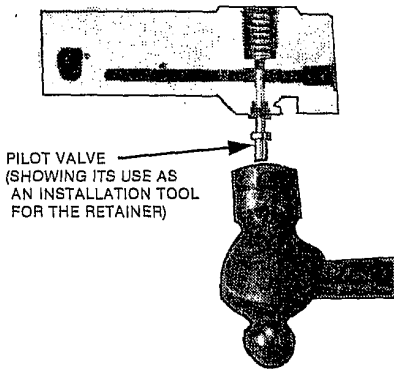
16517 SPACER



5005-31H RETAINER



NOTE: Care must be taken in installing the retainer to be certain it is concentric - with legs equally deflected. Use the pilot stem valve as a centering and seating tool. Place the rubber valve face against the retainer and hit the top of the valve sharply with a light hammer.



PILOT VALVE (SHOWING ITS USE AS AN INSTALLATION TOOL FOR THE RETAINER)

DRIVE SECTION AIR BARREL(S) AND DRIVE PISTON(S)

1. Discard old seals and clean barrel(s) and metal parts (use a solvent compatible with buna rubber).
2. Install new piston, air barrel, and flow tube/pilot tube o-rings (refer to assembly drawing for the unit in original manual). Lightly coat inside of barrel and all o-rings with p/n 28442 Haskel lubricant.
3. Install four main tie-rods and cross-tighten to torque values shown on unit assembly drawing.

REFERENCES:

16772	27446	29412	54231
16773	27924	50105	54251
17705	28426	50168	54252
17817	28511	50183	55437
17838	28611	51215	55438
26932	28612	51545	55439
26941	29343	51675	55442
26971	29397	52919	55827
27369	29411	53509	56485

Haskel, Inc. ■ Burbank, CA 91502 ■ U.S.A. ■ (818) 843-4000
 FAX: (818) 841-4291

Haskel Energy Systems, LTD. ■ Sunderland SR5 3JD ■ England
 91-549-1212 TLX : 53624 HIENGY G ■ FAX : 91-549-0911

General Pneumatic S.A. ■ Groupe Haskel ■ Lille 59650, France
 (20) 04.66.00 ■ FAX : (20) 33.31.95